

How a delivery status can be changed by the

If the merchant does not need to use all of the delivery statuses, he has an option to change the status with excel after status "Packed".

Once the status is changed to Pack two excel options will be displayed- "Download Order Excel" and "Upload Order Excel".

The screenshot shows a web browser window with multiple tabs. The active tab is 'Pack Orders'. The URL is 'merchant.dealsinvicta.com/merchant/x94grbKbzigOLdoMIJxHOw=='. The page header includes a navigation menu with 'Dashboard', 'Product Management', 'Orders', 'Commission', 'Payments', 'Packages', and 'My Referrals'. A notification bell icon shows 42 alerts. The main content area is titled 'Active Orders' and has tabs for 'New', 'Pack (1)', 'Handover', 'In Transit (1)', and 'Delivered (30)'. Below the tabs are search filters for 'From Order Date', 'To Order Date', 'sort by desc', and 'Order Id...'. There are 'Search' and 'Reset' buttons, along with an Excel icon. Two buttons, 'Download Order Excel' and 'Upload Order Excel', are prominently displayed. Below these buttons is a table of active orders. The first order is in the 'Pack (1)' tab, with a status of 'PACKED'. The order details include: Order ID: OD573985387, Order Date: Jul 17 2020 6:43PM, Paymode: Wallet, and a list of items with details like 'test', 'ORDER DETAIL', 'PRICE & QTY', 'DISPATCH', and 'BUYER DETAILS'. The page footer shows the URL 'https://merchant.dealsinvicta.com/pack_order/DownloadData' and the system tray with the date and time '7/17/2020 4:35 PM'.

In order to change the status, you can download Excel.

The screenshot displays a web application interface for managing orders. The top navigation bar includes 'Dashboard', 'Product Management', 'Orders', 'Commission', 'Payments', 'Packages', and 'My Referrals'. The main content area is titled 'Active Orders' and features a tabbed interface with 'Pack (1)' selected. Below the tabs are search and filter controls, including 'From Order Date', 'To Order Date', 'sort by desc', and 'Order Id...'. A table lists an order with the following details:

ORDER DETAIL	PRICE & QTY	DISPATCH	BUYER DETAILS
Item id: 428231	Quantity: 1	After: Jul 17 2020 7:02PM	dvfbgnhmj
Total: 1.00		BY: Jul 17 2020 7:02PM	UAE

A context menu is open over the 'Status' field, showing options: 'Open', 'Always open files of this type', 'Show in folder', and 'Cancel'. The Windows taskbar at the bottom shows the time as 5:11 PM on 7/17/2020.

From pressing below “Status”, multiple status options will appear from which you can choose.

To change the status from Pack to Handover you have to choose “Handover” from Status.

AutoSave Courier_data_17072020074005.xlsx - Excel Search Veselina Valkova

File Home Insert Page Layout Formulas Data Review View Help

P2 Handover

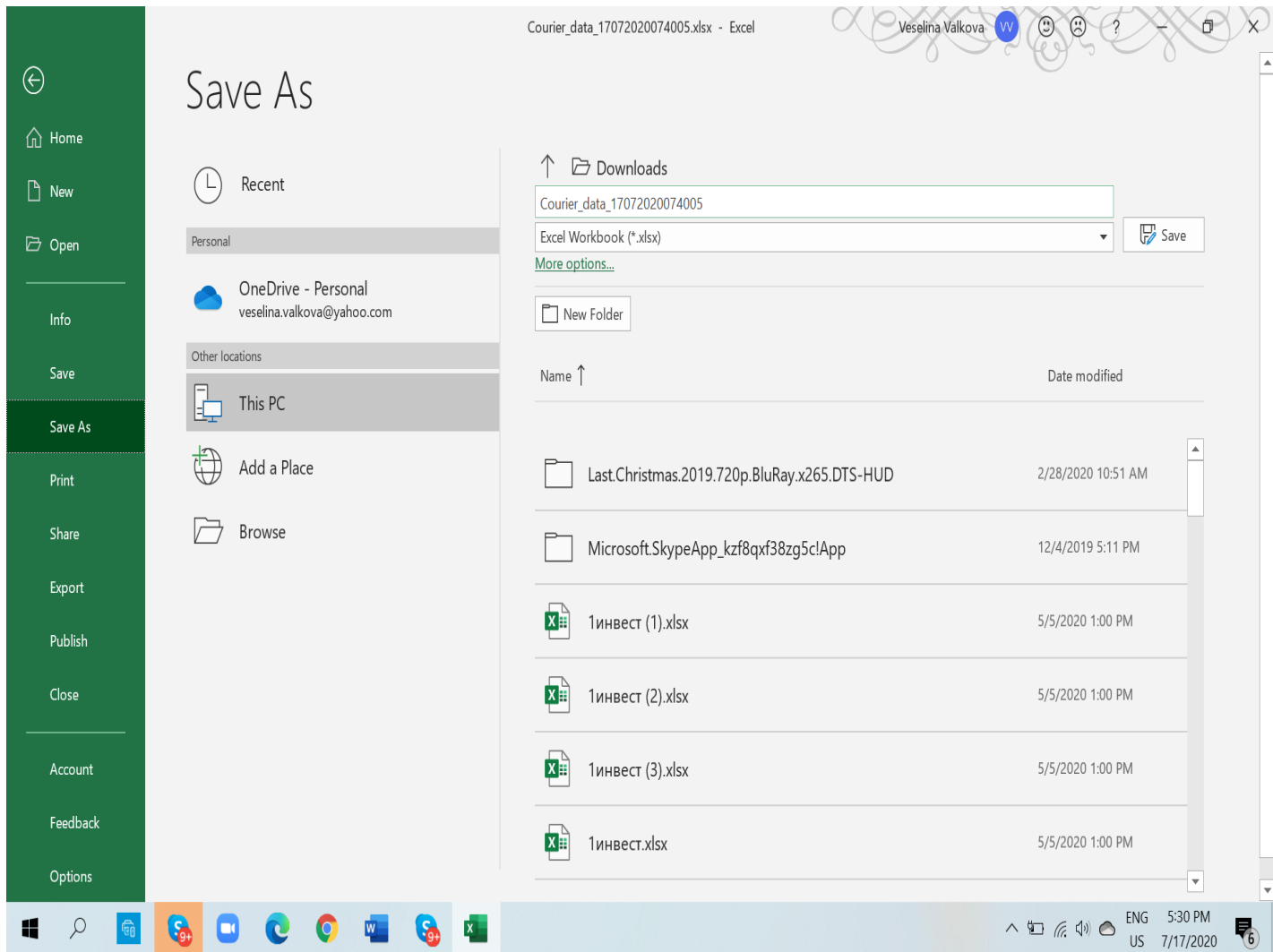
	H	I	J	K	L	M	N	O	P	Q	R	S	T	U
1			City State	Pincode	Mobile_N	Invoice_val	Collectable_Amot	Courier Tracking No	WEIGH STATUS	TYPE_OF_SER	DTDC_STAT	Status Da	Current Stat	Order N
2			123wert6	12121212	1	0			Handover				PACKED	428231
3			123wert6	12121212	1	0							Intransit	874418
4														
5														
6														
7														
8														
9														
10														
11														
12														
13														
14														
15														
16														
17														
18														
19														
20														
21														
22														
23														
24														

Sheet1

Ready 100%

ENG 5:29 PM 7/17/2020

Next is to save the file with the suggested title.



After that from "Upload Order Excel" upload the already saved excel file in "Upload excel".


Active Orders

New Pack (1) Handover In Transit (1)

From Order Date To Order Date

Download Order Excel Upload Order Excel

Handover Order Id: OD573



test

ORDER D Item id: 4 View D

« 1 »

Page 1 of 1 (1 Items)

Upload Excel

Upload File*

Choose File No file chosen

Open

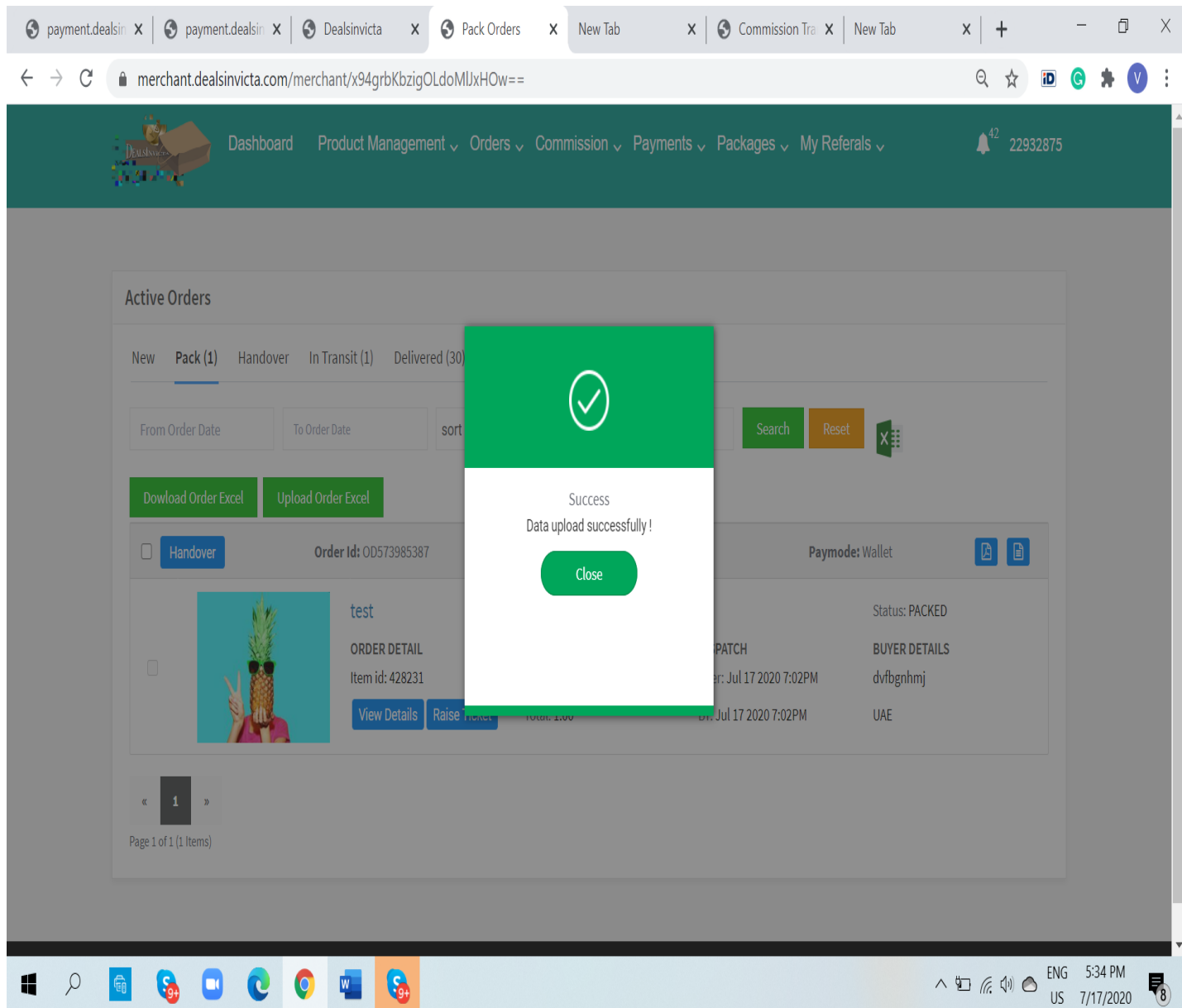
This PC > Downloads

Organize New folder

Name	A	B	C
Today (2)			
Courier_data_17072020074	1	S.No	Order_id Item_Nam
INFO Teams (1).xlsx	2	1 OD573985387	test
Yesterday (2)	3	2 OD879198402	test
Courier_data_16072020105	4		
INFO Teams.xlsx	5		
Earlier this week (11)	6		
Courier_data_16072020011	7		
Courier_data_15072020050	8		
Courier_data_15072020044	9		
	10		
	11		
	12		
	13		

File name: Courier_data_17072020074005.xlsx Custom Files (*.xls;*.xlsx;*.csv)

Open Cancel



The status is already updated and is in Handover. If additional updates are wanted you can do so through “ In Transit”.

When putting “ In Transit” do not forget that “Carrier tracking number” is required.

Below you can clearly see this process.

“Download Excel” allows you to do the changes explained above.

Active Orders

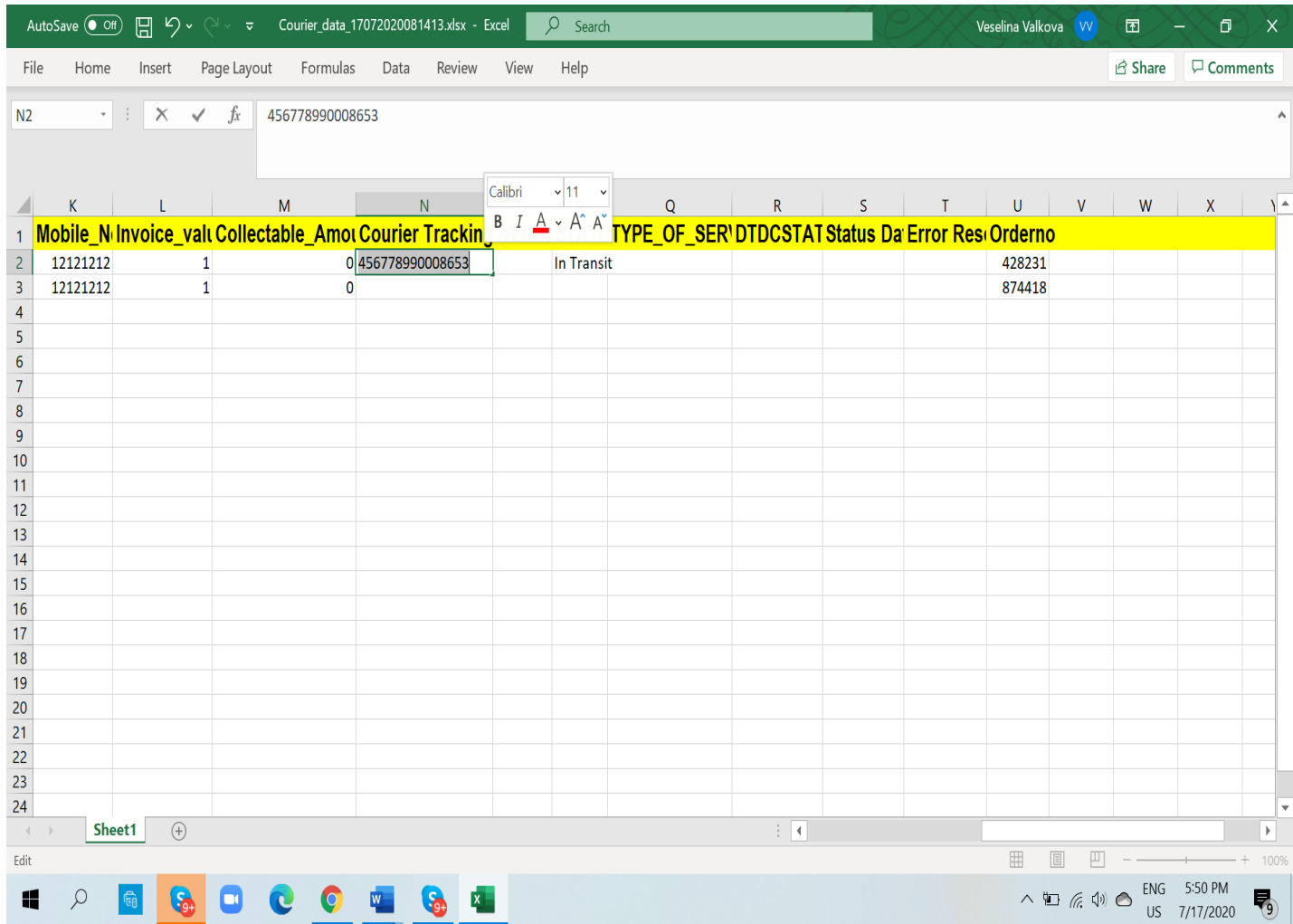
New Pack **Handover (1)** In Transit (1) Delivered (30)

From Order Date To Order Date Order Id... Search Reset

Download Excel Upload Order Excel

<input type="checkbox"/>	In Transit	Order Id: OD573985387	Order Date: Jul 17 2020 6:43PM	Paymode: Wallet		
<input type="checkbox"/>		test	Status: Handover			
	ORDER DETAIL	PRICE & QTY	DISPATCH	BUYER DETAILS		
	Item id: 428231	Quantity: 1	After: Jul 17 2020 7:02PM	dvtbgnhmj		
	View Details	Total: 1.00	BY: Jul 17 2020 7:02PM	UAE		
		Raise Ticket				

- Open
- Always open files of this type
- Show in folder
- Cancel




Save the excel with the automatically suggested title and upload it in "Upload Excel".

Active Orders

New Pack **Handover (1)** In Transit (1) Delivered (30)

From Order Date To Order Date Order

Download Excel Upload Order Excel

<input type="checkbox"/>	In Transit	Order Id: OD573985387	Paymode: Wallet
<input type="checkbox"/>		test ORDER DETAIL Item id: 428231 View Details Raise	Status: Handover PATCH er: Jul 17 2020 7:02PM BUYER DETAILS dvfbgnhmj UAE Jul 17 2020 7:02PM

« 1 »
Page 1 of 1 (1 Items)

Success
Data upload successfully!
[Close](#)

payment.dealsin x | payment.dealsin x | Dealsinicta x | In Transit Order x | New Tab x | Commission Tra x | New Tab x | + | - | [Icons]

merchant.dealsinicta.com/merchant/GOJhT8qZ8GbrQj3kECcLIA==



Dashboard Product Management Orders Commission Payments Packages My Referrals 42 22932875

Active Orders

New Pack Handover **In Transit (2)** Delivered (30)

From Order Date To Order Date From Dispatch Date To Dispatch Date Order Id... Search Reset

Download Order Excel Upload Order Excel

<input type="checkbox"/>	Delivered	Order Id: OD573985387	Order Date: 17-Jul-2020 6:43 PM	Paymode: Wallet	[Icons]
<input type="checkbox"/>		test ORDER DETAIL Item Id: 428231 View Details Raise Ticket	PRICE & QTY Quantity: 1 Total: 1.00	DISPATCH After: Jul 17 2020 7:02PM BY: Jul 17 2020 7:02PM	Status: In Transit BUYER DETAILS dvfbgnhmj UAE
<input type="checkbox"/>	Delivered	Order Id: OD879198402	Order Date: 16-Jul-2020 3:16 PM	Paymode: Wallet	[Icons]
<input type="checkbox"/>		test ORDER DETAIL Item Id: 874418 View Details Raise Ticket	PRICE & QTY Quantity: 1 Total: 1.00	DISPATCH After: Jul 16 2020 3:28PM BY: Jul 16 2020 3:28PM	Status: Intransit BUYER DETAILS dvfbgnhmj UAE

Windows taskbar: [Icons] | ENG US | 6:02 PM | 7/17/2020

Excel gives multiple functions so that the status can be changed from "Pack" to "Delivered".